

REGIONAL SCHOOL DISTRICT 4
John Winthrop Middle School - Valley Regional High School
2022-2023 Proposed Budget

R4 Board of Education Budget Workshop #1 January 26, 2022



DRAFT

DRAFT

A Mission-Driven Learning Community with a PK-12 Line of Sight

Kate Sandmann, Chair - Region 4 Board of Education
Brian J. White, Superintendent of Schools

Sarah Brzozowy, Ed.D, Assistant Superintendent
Robert Grissom, Finance Director



Regional School District 4
Chester - Deep River - Essex - Region 4

2022-2023 School Year Budget Request

REGIONAL SCHOOL DISTRICT 4

TABLE OF CONTENTS	PAGE
Regional School District 4	3
Strategic Goals	4
Average Daily Membership	5
John Winthrop Middle School Enrollment History	6
Valley Regional High School Enrollment History	7
Regional School District 4 (Gr 7-12) Enrollment History	8
Budget Summary and Detail	9 - 16
Staffing Analysis (John Winthrop & Valley Regional)	17 - 20
Recap	21
Allocations	22 - 25



Regional School District 4
Chester - Deep River - Essex - Region 4

2022-2023 School Year Budget Request

REGIONAL SCHOOL DISTRICT 4

Regional School District 4 is part of a system of schools comprising the Chester, Deep River, Essex, and Region 4 school districts. The districts are governed by multiple Boards of Education and administered under the auspices of the Supervision District agreement. The Boards of Education are committed to providing a rigorous, challenging, and cohesive educational program for students PK-12.

Regional School District 4

Regional School District 4 provides middle and high school public education for the member towns of Chester, Deep River, and Essex. John Winthrop Middle School provides educational services for approximately two hundred and fifty students in grades seven and eight. Valley Regional High School provides a comprehensive high school program for approximately five hundred and sixty students in grades nine through twelve.

John Winthrop Middle School has won a prestigious honor from The New England League of Middle Schools (NELMS), being named as a NELMS Spotlight School. John Winthrop Middle School is one of only a handful of middle schools across New England to receive this prestigious award. The NELMS Spotlight Award acknowledges the outstanding work of the faculty, staff, administration, Board of Education, and the community in the support of an excellent educational program based upon the best of middle school practices. The NELMS Spotlight Award validates that the John Winthrop Middle School community provides an exceptional educational program anchored in a rigorous curriculum, specialized instructional practices planned to meet the needs of young adolescents, skilled and supportive educators, a caring climate, communities that support student learning and healthy development, and a safe and healthy school environment, of all which develop caring and ethical citizens.

Valley Regional High School received the prestigious honor of being named one of the top 500 high schools across America by Newsweek Magazine based on the success of our students. The High School was also placed on the Advanced Placement honor roll. This award was given to Valley Regional High School for expanding opportunities for students to earn college credit through rigorous college level course work. Valley Regional High School has also received local, regional and national awards in fine arts and music.

Mr. Matthew Espinosa, Principal
John Winthrop Middle School

Mr. Michael Barile, Principal
Valley Regional High School



Regional School District 4
Chester - Deep River - Essex - Region 4

2022-2023 School Year Budget Request

REGIONAL SCHOOL DISTRICT 4

District Priorities 2021-2022

All schools and staff will be dedicated to pursuing and implementing the priorities that the Administration identified as the most crucial to the improvement of student success.

1. Tier I Instruction: Core curriculum and instruction delivered to all students. A strong Tier I includes multiple ways for students to learn and demonstrate mastery of grade level standards. Tier I Instruction happens in the classroom for all students as a foundation to learning.
2. Intervention: Students in need of additional support in one or multiple areas receive targeted intervention at the Tier II or Tier III level. These interventions may be for literacy, mathematics, soft skills, social skills or other academic skills. Intervention is progress monitored throughout the course of the program to determine efficacy or a need to make modifications.
3. Social Emotional Learning: Mental health is a critical focus in light of the stressors of the pandemic. Social Emotional Learning pathways are an integral part of all classrooms for the 2021-2022 school year. There has been an increased need for support of students who are dealing with the everyday challenges and pressures that may impact mental and emotional health.

It should be noted that the District is undertaking a strategic planning exercise that will result in 5 year District Goals with associated performance measures. These goals will take effect beginning in the 2022-2023 school year. The stated District Priorities for 2021-2022 will be included in the District Strategic Planning process.



Regional School District 4
Chester - Deep River - Essex - Region 4
2022-2023 School Year Budget Request

REGIONAL SCHOOL DISTRICT 4

Average Daily Membership

What is Average Daily Membership (ADM)?

Regional School District 4 provides public middle and high school education to the member towns of Chester, Deep River, and Essex. The costs associated with Regional School District 4 are assigned to member towns using a three-way allocation. The allocations are based on the Average Daily Membership (ADM) among the member towns. Average Daily Membership for the subsequent budget year is determined by the total number of students in each member town grades 7-12 based upon the Connecticut State Department of Education October 1 census of actual enrollment in the current year. Students educated out of district are assigned to the home district (special education, magnet schools and vocational agriculture) not including students attending Technical High Schools and Adult Education.

Average Daily Membership for the 2022-2023 Budget

- Average Daily Membership is based upon a three-way allocation per state statute.

	<u>Chester</u> 192	<u>Deep River</u> 289	<u>Essex</u> 343	<u>Total</u> 824
School Year 2022-2023	23.30% (192 Students)	35.07% (289 Students)	41.63% (343 Students)	824
School Year 2021-2022	23.68% (202 Students)	34.94% (298 Students)	41.38% (353 Students)	853
Change	-0.38%	0.13%	0.25%	



**Regional School District 4
Chester - Deep River - Essex - Region 4**

2022-2023 School Year Budget Request

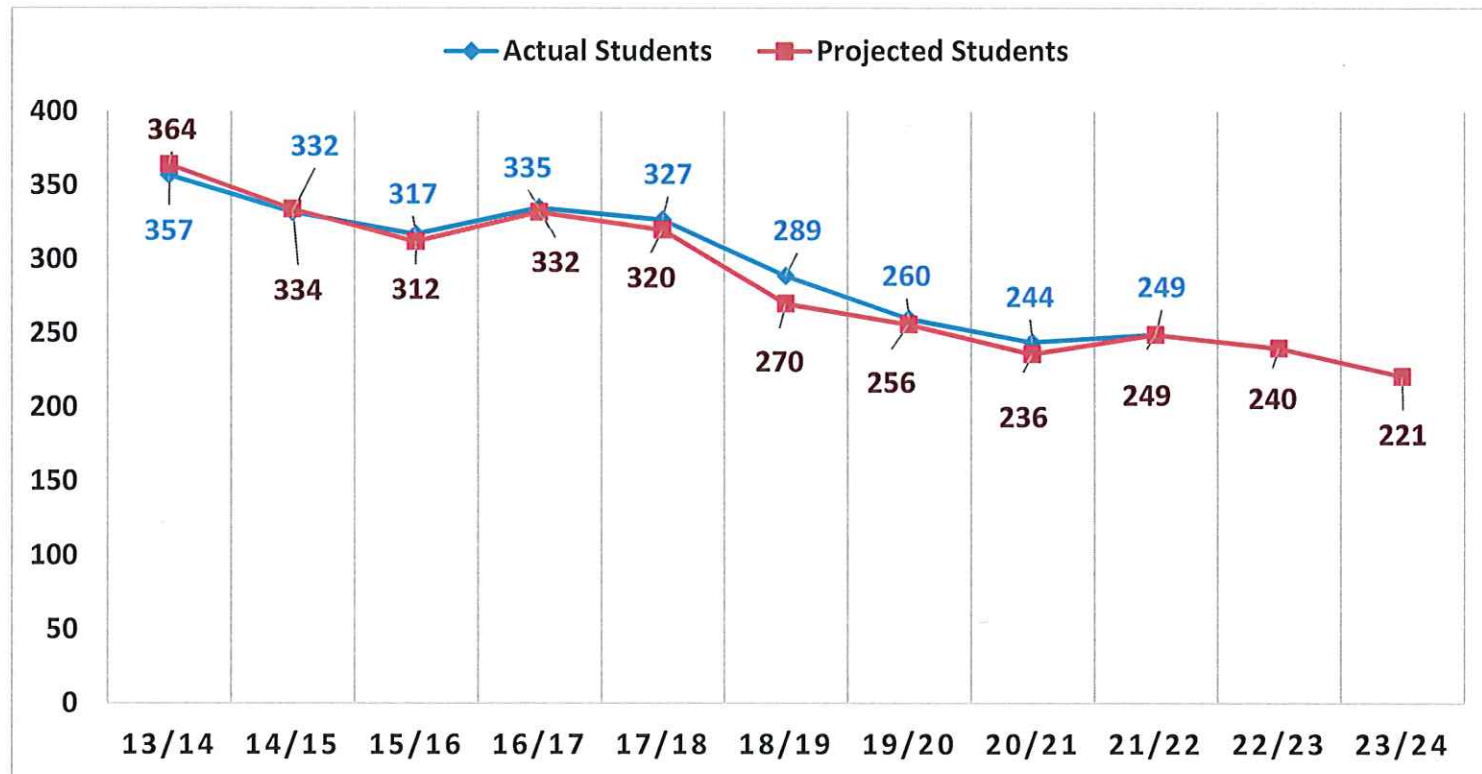
John Winthrop Middle School Enrollment History

John Winthrop Middle School

Enrollment and Projections (Grades 7-8)

2013/14 through 2023/24

(enrollment based upon SDE October 1 census PSIS report)



**Numbers do not include Out of District placements (outplaced Special Education, Magnet schools, and Vocational Agriculture)*



Regional School District 4
Chester - Deep River - Essex - Region 4

2022-2023 School Year Budget Request

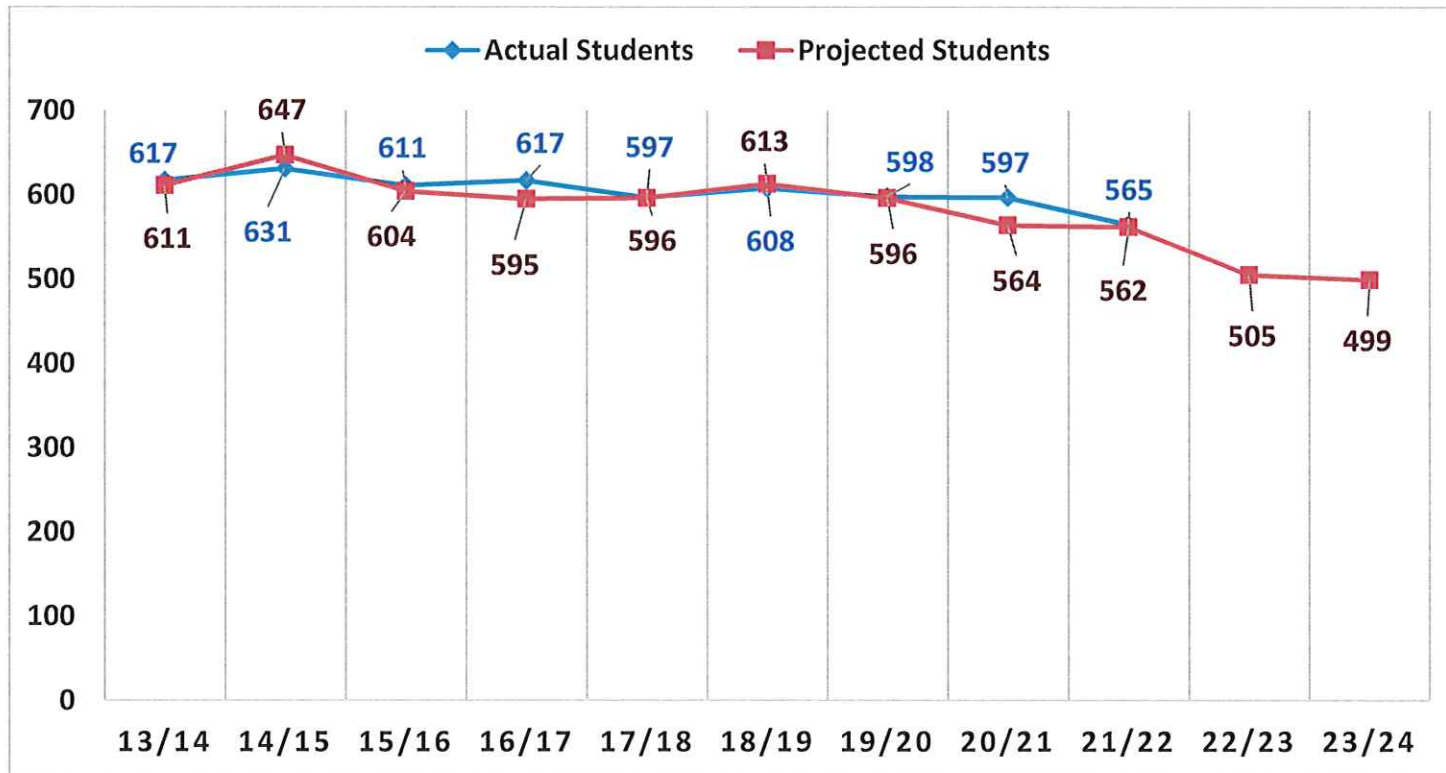
Valley Regional High School Enrollment History

Valley Regional High School

Enrollment and Projections (Grades 9-12)

2013/14 through 2023/24

(enrollment based upon SDE October 1 census PSIS report)



***Numbers do not include Out of District placements (outplaced Special Education, Magnet schools, and Vocational Agriculture)*



Regional School District 4 Chester - Deep River - Essex - Region 4

2022-2023 School Year Budget Request

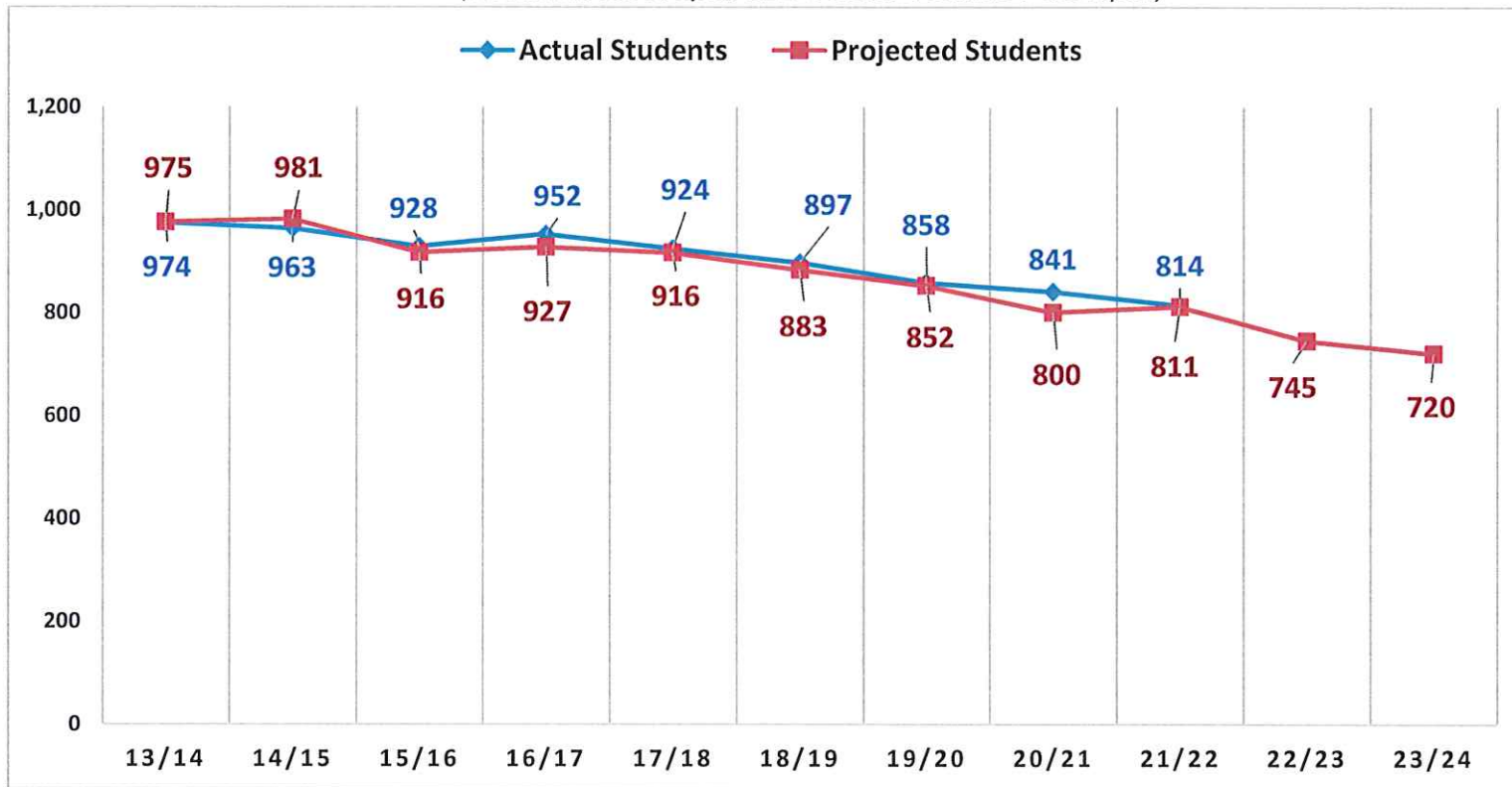
Regional School District 4 (7-12) Enrollment History

Regional School District 4

Enrollment and Projections (Grades 7-12)

2013/14 through 2023/24

(enrollment based upon SDE October 1 census PSIS report)



*Numbers do not include Out of District placements (outplaced Special Education, Magnet schools, and Vocational Agriculture)

**Pete Prowda projections used for years 12/13 through 18/19

***Principal's projection used for 19/20 and 20/21

**** NESDEC study used for projections for 21/22-23/24

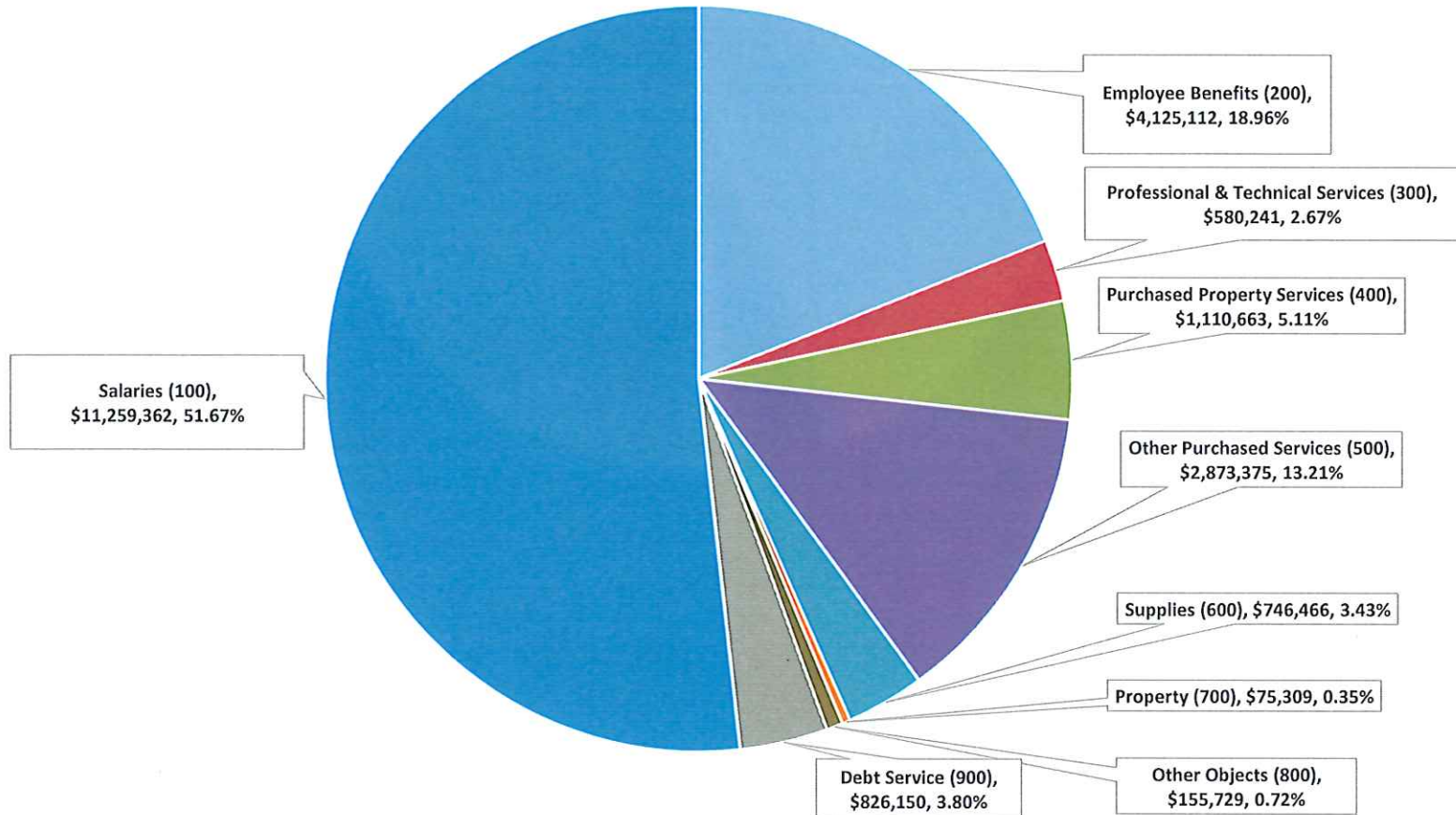


Regional School District 4
 Chester – Deep River – Essex – Region 4
 Requested Budget for School Year 2022-2023

**BUDGET SUMMARY
 EXPENDITURES BY OBJECT
 CODE**

	2019-2020 Approved Budget	2019-2020 Actual Expense	2020-2021 Approved Budget	2020-2021 Actual Expense	2021-2022 Approved Budget	2022-2023 Requested Budget	% Over last year	\$ Over last year	Object Description
Salaries (100)	10,769,156	10,501,387	10,732,733	10,327,388	10,959,635	11,259,362	2.73%	299,727	Includes regular and extra compensatory wages for employees
Employee Benefits (200)	3,254,923	3,193,733	4,110,265	4,040,567	4,128,628	4,125,112	-0.09%	(3,516)	Contractual Benefits for employees including medical, life insurance, annuities and FICA/Medicare.
Professional & Technical Services (300)	490,621	474,639	493,119	487,442	542,483	580,241	6.96%	37,758	Primarily legal, consulting, rehabilitative, and professional development services performed by outside contractors.
Property Services (400)	1,085,215	998,796	1,105,039	994,851	1,098,382	1,110,663	1.12%	12,281	Expenditures from these accounts are used for upkeep and repairs of school buildings and equipment.
Other Services (500)	2,545,124	2,330,279	2,273,042	2,108,547	2,649,932	2,873,375	8.43%	223,443	Expenditures from these accounts are used primarily for transportation, communications, out of district tuition, travel, and
Supplies and Materials (600)	621,601	570,437	648,727	544,256	682,445	746,466	9.38%	64,021	Includes supplies, materials, textbooks, utilities such as heating oil.
Equipment (700)	17,960	13,711	39,161	32,074	37,668	75,309	99.93%	37,641	Funds from these accounts are used for new and replacement equipment.
Other Objects (800)	319,851	297,494	222,455	240,322	338,700	155,729	-15.28%	(182,971)	These accounts are used to budget for professional memberships, bond issuance costs, capital projects, and cafeteria and capital sinking fund transfers.
TOTAL	19,104,450	18,380,476	19,624,541	18,775,447	20,437,872	20,926,257			
Total General Fund	19,104,450	18,380,476	19,624,541	18,775,447	20,437,872	20,926,257			
Debt Service	1,468,225	1,608,225	1,539,200	1,539,200	1,500,250	826,150			
Debt Service - Principal Only	1,405,000	1,405,000	1,380,000	1,380,000	1,380,000	745,000			
Total Expenditures	20,572,675	19,785,476	21,163,741	20,155,447	21,938,122	21,752,407	-0.85%	(185,715)	Gross Change over 2021/22 Budget
Revenues	247,487	289,560	249,487	289,560	285,681	493,499			
Net Billings to Town	20,325,188	19,495,916	20,914,254	19,865,887	21,652,441	21,258,908	-1.82%	(393,533)	Net Change over 2021/22 Budget

2022-2023 Analysis of Requested Budget by Object
Total Gross Budget Request: \$21,752,407





Regional School District 4
 Chester – Deep River – Essex – Region 4
 Requested Budget for School Year 2022-2023

BY OBJECT		2018-2019 Approved Budget	2019-2020 Approved Budget	2019-2020 Actual Expenses	2019-2020 Surplus (Deficit)	2020-2021 Approved Budget	2020-2021 Actual Expenses	2020-2021 Surplus (Deficit)	2021-2022 Approved Budget	2022-2023 Requested Budget	% Change over 21/22 Budget	\$ Change over 21/22 Budget
OBJECT 100 - SALARIES:												
5111	Administration	558,180	575,530	575,530	0	586,435	619,613	(33,178)	603,630	684,613	13.42%	80,983
5112	Department Coordinators Salary	71,476	76,112	78,129	(2,017)	77,634	66,760	10,874	80,503	80,503	0.00%	0
5113	Teacher Salary	6,404,686	6,658,908	6,492,860	166,047	6,348,256	6,079,463	268,793	6,464,554	6,296,332	-2.60%	(168,222)
5114	Secretary Salary	348,716	363,416	362,091	1,325	359,890	381,376	(21,486)	374,067	383,649	2.56%	9,582
5115	Custodian Salary	655,812	648,990	637,513	11,477	647,793	656,532	(8,739)	600,876	580,371	-3.41%	(20,505)
5116	Nurse Salary	101,452	107,538	111,488	(3,950)	107,583	111,038	(3,455)	109,206	109,206	0.00%	(0)
5118	Food Service Administrator Salary	0	0	0	0	31,330	31,330	0	31,879	32,676	2.50%	797
5118	Food Service Bookkeeper Salary	0	0	0	0	11,733	11,733	0	11,911	13,039	9.47%	1,128
5118	Food Service Salary	0	0	0	0	145,629	126,833	18,796	146,881	147,619	0.50%	738
5119	Para-Educator Salary	635,460	713,149	712,156	993	749,297	661,402	87,896	806,606	797,957	-1.07%	(8,649)
5120	Network Technician Salary	96,808	0	0	0	0	0	0	0	0	0.00%	0
5121	Expert / Master Teacher Salary	30,000	0	0	0	0	0	0	0	0	0.00%	0
5123	Substitute Teacher	120,000	120,000	136,594	(16,594)	120,000	197,003	(77,003)	142,857	144,000	0.80%	1,143
5124	Substitute Secty / Para-ed / Custodian	7,000	7,000	3,397	3,603	7,300	3,967	3,333	7,300	7,500	2.74%	200
5133	Coach / Mentor / Extra-Curricular	421,996	432,580	351,482	81,098	442,035	341,373	100,662	442,035	414,289	-6.28%	(27,746)
5134	Secretary OT / BOE Clerk Salary	1,000	1,000	100	900	1,000	100	900	1,000	1,000	0.00%	0
5135	Custodian Overtime	27,000	27,000	4,238	22,762	15,000	3,111	11,889	15,000	15,000	0.00%	0
5141	Sick Time Payouts	0	0	0	0	0	0	0	2,500	2,500	0.00%	0
5138	Cafeteria Overtime	0	0	0	0	0	0	0	2,000	2,000	0.00%	0
5190	Bldg Rental Reimb.	3,000	3,000	876	2,124	3,000	0	3,000	0	0	0.00%	0
5195	Salaries Under Negotiation	0	0	0	0	0	0	0	0	309,947	0.00%	309,947
5198	Supervision District Salary	876,726	1,034,933	1,034,932	1	1,078,817	1,078,817	0	1,116,830	1,237,161	10.77%	120,331
TOTAL SALARIES		10,394,970	10,769,156	10,501,387	267,769	10,732,733	10,327,388	405,345	10,959,635	11,259,362	2.73%	299,727
OBJECT 200 - EMPLOYEE BENEFITS:												
5210	Health Insurance	1,917,331	2,327,783	2,355,087	(27,304)	2,860,860	2,860,860	0	2,860,860	2,860,860	0.00%	0
5212	Appropriation: Health Insurance Reserve	0	0	0	0	91,429	91,429	0	91,429	0	-100.00%	(91,429)
5214	Life Insurance	11,719	11,577	11,417	160	11,907	11,298	609	12,949	11,990	-7.41%	(959)
5222	MERF	158,913	154,115	153,842	273	196,385	185,380	11,004	206,371	238,705	15.67%	32,334
5223	FICA/Medicare	279,891	283,801	265,365	18,436	290,965	290,030	935	265,973	309,726	16.45%	43,753
5250	Unemployment Compensation	63,500	63,500	13,109	50,391	30,000	13,550	16,450	30,000	45,000	50.00%	15,000
5260	Worker's Compensation	106,030	72,300	50,128	22,172	75,192	47,277	27,915	78,200	78,200	0.00%	0
5291	Annuities	21,180	15,180	18,118	(2,938)	30,680	17,894	12,786	30,680	31,516	2.72%	836
5298	Supervision District Fringe Benefits	268,241	326,667	326,667	0	522,848	522,848	0	552,166	549,115	-0.55%	(3,051)
TOTAL EMPLOYEE BENEFITS		2,826,805	3,254,923	3,193,733	61,190	4,110,265	4,040,566	69,699	4,128,628	4,125,112	-0.09%	(3,516)



Regional School District 4
 Chester – Deep River – Essex – Region 4
 Requested Budget for School Year 2022-2023

BY OBJECT		2018-2019 Approved Budget	2019-2020 Approved Budget	2019-2020 Actual Expenses	2019-2020 Surplus (Deficit)	2020-2021 Approved Budget	2020-2021 Actual Expenses	2020-2021 Surplus (Deficit)	2021-2022 Approved Budget	2022-2023 Requested Budget	% Change over 21/22 Budget	\$ Change over 21/22 Budget
OBJECT 300 - PURCHASED & TECHNICAL SERVICES:												
5321	Purchased Services											
2410	Principals Office	2,650	2,650	1,830	820	2,650	2,222	428	5,150	2,900	-43.69%	(2,250)
2901	National Honor Society	2,000	2,000	385	1,615	2,000	2,000	0	2,000	2,000	0.00%	0
	TOTAL PURCHASED SERVICES	4,650	4,650	2,215	2,435	4,650	4,222	428	7,150	4,900	-31.47%	(2,250)
5322	Other Programs											
1103	English - 7th grade Author Visit	1,500	1,500	1,500	0	0	0	0	1,850	1,850	0.00%	0
1190	After School Program & Assembly Speal	9,900	8,900	6,777	2,123	9,600	4,500	5,100	10,100	10,250	1.49%	150
2120	Assembly Program (Substance Abuse)	600	400	4,077	(3,677)	0	0	0	0	0	0.00%	0
2310	Teacher Course Reimbursement	20,000	19,000	13,542	5,458	17,000	11,042	5,958	17,000	43,074	153.38%	26,074
	TOTAL OTHER PROGRAMS	32,000	29,800	25,896	3,904	26,600	15,542	11,058	28,950	55,174	90.58%	26,224
5330	Other Professional Services											
1203	Homebound Instruction	33,000	33,000	26,295	6,705	43,000	22,206	20,794	33,000	33,000	0.00%	0
1215	Special Education	61,200	52,300	28,175	24,125	34,248	12,295	21,953	55,960	55,960	0.00%	0
2134	Health	1,000	1,000	0	1,000	1,000	0	1,000	1,000	1,000	0.00%	0
2135	Occ/Phys Therapy	10,342	9,642	9,599	43	2,657	1,889	768	3,942	3,316	-15.89%	(626)
2310	Purchased Services	0	35,658	5,231	30,427	35,658	67,899	(32,241)	35,525	36,591	3.00%	1,066
2410	Principal's Office	45,860	0	23,333	(23,333)	0	0	0	0	0	0.00%	0
2901	Athletics	56,000	56,000	29,512	26,488	59,000	22,706	36,294	62,475	64,846	3.80%	2,371
	TOTAL OTHER PROF. SERVICES	207,402	187,600	122,146	65,454	175,563	126,995	48,568	191,902	194,712	1.46%	2,810
5340	Technical Services											
2310	BOE Legal / Audit	87,500	90,000	94,303	(4,303)	95,000	111,140	(16,140)	95,000	116,740	22.88%	21,740
	Building Study	0	0	0	0	0	0	0	51,000	0	-100.00%	(51,000)
2600	Plant Services	26,500	26,500	78,009	(51,509)	30,200	32,388	(2,188)	32,500	30,400	-6.46%	(2,100)
	TOTAL TECHNICAL SERVICES	114,000	116,500	172,312	(55,812)	125,200	143,529	(18,329)	178,500	147,140	-17.57%	(31,360)
5398	Supervision District Purchased Srvc	134,458	152,071	152,071	0	161,106	161,106	0	135,981	178,315	31.13%	42,334
	TOTAL PURCHASED SERVICES	492,510	490,621	474,639	15,982	493,119	451,394	41,725	542,483	580,241	6.96%	37,758



Regional School District 4
 Chester – Deep River – Essex – Region 4
 Requested Budget for School Year 2022-2023

BY OBJECT		2018-2019 Approved Budget	2019-2020 Approved Budget	2019-2020 Actual Expenses	2019-2020 Surplus (Deficit)	2020-2021 Approved Budget	2020-2021 Actual Expenses	2020-2021 Surplus (Deficit)	2021-2022 Approved Budget	2022-2023 Requested Budget	% Change over 21/22 Budget	\$ Change over 21/22 Budget
OBJECT 400 - PURCHASED PROPERTY SERVICES:												
5412	Electricity	368,000	358,000	258,553	99,447	365,000	274,472	90,528	373,800	339,000	-9.31%	(34,800)
5422	Snow Plowing	24,000	24,000	14,015	9,985	24,000	32,787	(8,787)	24,000	28,000	16.67%	4,000
5430 Repairs & Maintenance												
1101	Art	0	0	0	0	500	0	500	0	1,800	0.00%	1,800
1105	Life Management	800	800	0	800	800	1,003	(203)	0	900	0.00%	900
1106	Technical Education	3,000	3,000	2,027	973	3,000	2,924	76	3,150	5,100	61.90%	1,950
1109	Music	1,000	1,000	450	550	1,800	1,799	1	1,800	3,000	66.67%	1,200
1112	Science	1,200	1,200	0	1,200	2,000	0	2,000	5,000	5,000	0.00%	0
1207	Technology	3,000	3,000	1,889	1,111	2,500	615	1,885	7,300	10,000	36.99%	2,700
2410	Principal's Office	14,000	14,000	13,479	521	8,000	1,710	6,290	8,000	16,135	101.69%	8,135
2600	Plant Operations	313,269	339,269	386,542	(47,273)	336,113	368,417	(32,304)	343,567	360,275	4.86%	16,708
2600	Security	0	41,600	41,632	(32)	19,208		19,208	14,918	12,575	-15.71%	(2,343)
2901	Athletics	20,000	20,000	24,501	(4,501)	59,022	5,243	53,779	39,022	37,500	-3.90%	(1,522)
	TOTAL REPAIRS & MAINTENANCE	356,269	423,869	470,520	(46,651)	432,943	381,710	51,233	422,757	452,285	6.98%	29,528
5440 Rentals												
1190	Copiers	43,500	58,760	63,050	(4,290)	71,000	63,236	7,764	71,000	69,000	-2.82%	(2,000)
1207	Technology Lease	206,065	187,992	163,894	24,098	174,644	196,297	(21,653)	174,644	193,997	11.08%	19,353
2410	Principal's Office	3,000	3,000	2,811	189	7,800	7,048	752	7,800	7,800	0.00%	0
2600	Plant Operations	2,900	2,900	1,320	1,580	3,000	1,625	1,375	2,000	1,500	-25.00%	(500)
2903	Graduation	5,000	5,000	2,939	2,061	5,000	4,236	764	5,000	5,000	0.00%	0
	TOTAL RENTALS	260,465	257,652	234,014	23,638	261,444	272,442	(10,998)	260,444	277,297	6.47%	16,853
5498	Supervision District Purchased Prop Srv	12,363	21,694	21,694	0	21,652	21,652	0	17,381	14,081	-18.99%	(3,300)
TOTAL PURCHASED PROPERTY SERVICES		1,021,097	1,085,215	998,796	86,419	1,105,039	983,063	121,976	1,098,382	1,110,663	1.12%	12,281
OBJECT 500 - OTHER PURCHASED SERVICES:												
5510	Transportation Voc Ed	52,941	52,941	38,133	14,808	55,218	43,602	11,616	55,218	55,218	0.00%	0
5511	Out-of-District Transportation	369,338	304,669	326,885	(22,216)	337,827	229,891	107,936	424,434	496,864	17.07%	72,430
5515	Field Trips	10,650	10,800	8,442	2,358	10,950	1,664	9,286	11,250	12,200	8.44%	950
5516	Athletic Transportation	53,260	53,260	50,006	3,254	86,175	35,800	50,375	81,000	90,865	12.18%	9,865
5517	Late Bus	32,081	32,081	21,716	10,365	33,409	3,177	30,232	32,961	33,380	1.27%	419
5520	Comprehensive Insurance	118,285	119,745	112,392	7,353	124,534	111,696	12,838	124,934	112,000	-10.35%	(12,934)
5530	Communications	12,500	12,500	11,255	1,245	16,500	7,491	9,009	12,500	12,500	0.00%	0
5540	Advertising	500	500	106	394	500	3,614	(3,114)	500	2,500	400.00%	2,000
5560	Magnet & VoAg Tuition	94,244	64,244	65,537	(1,293)	40,254	62,292	(22,038)	52,498	45,424	-13.47%	(7,074)
5561	Out-of-District Tuition	1,565,279	1,472,163	1,277,844	194,319	1,137,605	1,191,454	(53,849)	1,404,954	1,553,476	10.57%	148,522
5580	Travel & Conference	19,100	19,100	14,843	4,257	19,100	6,896	12,204	25,069	25,280	0.84%	211
5598	Supervision District Other Purch Service	418,160	403,121	403,121	0	410,970	410,970	0	424,614	433,668	2.13%	9,054
TOTAL OTHER PURCHASED SERVICES		2,746,338	2,545,124	2,330,279	214,845	2,273,042	2,108,547	164,495	2,649,932	2,873,375	8.43%	223,443



Regional School District 4
 Chester – Deep River – Essex – Region 4
 Requested Budget for School Year 2022-2023

BY OBJECT		2018-2019 Approved Budget	2019-2020 Approved Budget	2019-2020 Actual Expenses	2019-2020 Surplus (Deficit)	2020-2021 Approved Budget	2020-2021 Actual Expenses	2020-2021 Surplus (Deficit)	2021-2022 Approved Budget	2022-2023 Requested Budget	% Change over 21/22 Budget	\$ Change over 21/22 Budget
OBJECT 600 - SUPPLIES:												
5610	General Supplies	62,020	71,420	63,329	8,091	71,920	53,054	18,866	75,440	81,020	7.40%	5,580
5611	Instructional Supplies											
1101	Art	19,240	18,740	18,456	284	18,740	16,147	2,593	20,855	20,855	0.00%	0
1102	Business	4,521	4,521	3,910	611	4,911	4,843	68	4,928	5,038	2.23%	110
1103	English	1,900	1,900	493	1,407	942	464	478	942	1,110	17.83%	168
1104	World Languages	300	300	295	5	956	728	228	668	781	16.92%	113
1105	Life Management	9,000	9,000	5,645	3,355	12,000	11,745	255	12,400	12,858	3.69%	458
1106	Technical Education	22,220	22,220	15,669	6,551	22,607	16,954	5,653	27,210	39,070	43.59%	11,860
1108	Math	5,910	5,910	6,097	(187)	4,500	2,150	2,350	2,365	2,210	-6.55%	(155)
1109	Music	6,610	6,610	4,162	2,448	7,025	6,991	34	7,025	7,300	3.91%	275
1110	Physical Ed/Health	1,700	1,700	1,020	680	1,945	1,984	(39)	2,625	1,917	-26.96%	(708)
1111	Reading	2,500	2,500	65	2,435	2,500	2,500	0	2,500	2,500	0.00%	0
1112	Science	11,535	11,530	5,966	5,564	11,238	7,240	3,998	11,238	11,965	6.47%	727
1113	Social Studies	1,410	1,410	0	1,410	600	595	5	600	829	38.17%	229
1114	Computer Education	800	800	800	0	800	0	800	800	1,004	25.50%	204
1190	Other Education	31,900	31,900	13,479	18,421	31,900	17,669	14,231	31,900	31,915	0.05%	15
1207	Technology Services	22,900	22,900	17,356	5,544	23,650	5,966	17,684	22,693	24,500	7.96%	1,807
1210	Gifted & Talented	3,000	3,000	1,500	1,500	3,000	684	2,316	1,500	1,713	14.20%	213
1215	Special Education	12,918	12,918	9,626	3,292	25,510	15,679	9,831	27,660	25,940	-6.22%	(1,720)
1220	Social Development	1,000	1,000	248	752	1,000	791	209	1,000	1,000	0.00%	0
2113	Social Worker	200	200	146	54	210	0	210	210	200	-4.76%	(10)
2120	Guidance & Testing	10,400		1,849	(1,849)	0	12,175	(12,175)	0	0	0.00%	0
	AP Exams	0	8,507	0	8,507	10,340	0	10,340	9,645	10,948	13.51%	1,303
	IB Exams		0		0	8,520		8,520	8,020	9,442	17.72%	1,422
	Guidance Supplies	0	2,400		2,400	2,150		2,150	2,400	2,790	16.25%	390
2134	Health	130	130	106	24	130	92	38	130	168	29.23%	38
2222	Library	7,153	7,153	5,758	1,395	7,153	5,228	1,925	10,153	10,658	4.97%	505
2223	Audio Visual/Tech Services	7,485	7,485	4,394	3,091	7,700	7,100	600	8,290	8,290	0.00%	0
2410	Principal's Office	2,400	2,400	769	1,631	2,400	797	1,603	2,400	2,600	8.33%	200
2901	Athletics	37,365	37,365	35,118	2,247	43,310	25,251	18,059	41,762	53,413	27.90%	11,651
	TOTAL INSTRUCTIONAL SUPPLIES	224,497	224,499	152,926	71,573	255,737	163,771	91,966	261,917	291,014	11.11%	29,096
5613	Maintenance Supplies	38,500	38,500	60,617	(22,117)	41,000	37,629	3,371	52,000	54,500	4.81%	2,500
5623	Bottled Gas	500	500	180	320	750	400	350	750	750	0.00%	0
5624	Heating Fuel	159,200	159,200	200,288	(41,088)	147,600	178,512	(30,912)	152,760	192,404	25.95%	39,644
5626	Gasoline	1,250	900	673	227	1,340	618	722	1,340	1,340	0.00%	0



Regional School District 4
 Chester – Deep River – Essex – Region 4
 Requested Budget for School Year 2022-2023

BY OBJECT		2018-2019 Approved Budget	2019-2020 Approved Budget	2019-2020 Actual Expenses	2019-2020 Surplus (Deficit)	2020-2021 Approved Budget	2020-2021 Actual Expenses	2020-2021 Surplus (Deficit)	2021-2022 Approved Budget	2022-2023 Requested Budget	% Change over 21/22 Budget	\$ Change over 21/22 Budget
5641	Textbooks & Workbooks											
1101	Art	600	600	600	0	630	193	437	630	600	-4.76%	(30)
1102	Business	4,859	4,859	2,811	2,048	5,801	4,525	1,276	5,801	7,030	21.19%	1,229
1103	English	7,503	7,494	4,351	3,143	7,540	4,916	2,624	7,530	5,856	-22.23%	(1,674)
1104	World Languages	879	870	37	833	870	1,113	(243)	2,915	1,000	-65.69%	(1,915)
1105	Life Management	200	200	57	143	210	197	13	210	210	0.00%	0
1106	Technical Education	0	0	0	0	420	0	420	263	263	0.19%	1
1108	Math	11,785	3,400	2,695	705	4,999	1,322	3,677	7,098	7,998	12.68%	900
1109	Music	1,600	1,600	701	899	1,645	1,592	53	1,645	1,645	0.00%	0
1110	Phys Ed. (Health Texts)	0	0	0	0	345	348	(3)	345	370	7.25%	25
1112	Science	3,715	3,425	233	3,192	7,651	5,088	2,563	5,701	4,135	-27.47%	(1,566)
1113	Social Studies	21,750	5,817	5,016	801	6,158	6,110	48	10,569	9,076	-14.13%	(1,493)
1114	Computer Education	0	875	454	421	875	0	875	0	0	0.00%	0
1190	Other Instruction	12,705	12,705	7,477	5,228	12,810	11,565	1,245	12,810	12,810	0.00%	0
1210	Gifted & Talented	500	500	500	0	525	0	525	525	525	0.00%	0
1215	Special Education	5,429	6,650	845	5,805	6,745	2,830	3,915	10,455	8,859	-15.27%	(1,596)
2120	Guidance	800	800	392	408	250	250	0	350	368	5.14%	18
2134	Health	0	0	0	0	170	0	170	0	0	0.00%	0
	TOTAL TEXTBOOKS & WORKBOOKS	72,325	49,795	26,168	23,627	57,644	40,047	17,597	66,847	60,745	-9.13%	(6,102)
5642	Library & Professional Books	20,051	18,051	7,521	10,530	15,000	5,747	9,253	16,104	17,689	9.84%	1,585
5698	Supervision District Supplies	56,655	58,736	58,736	0	57,736	57,736	0	55,287	47,004	-14.98%	(8,283)
	TOTAL SUPPLIES	634,998	621,601	570,437	51,164	648,727	537,514	111,213	682,445	746,466	9.38%	64,021
OBJECT 700 - PROPERTY:												
5730	Equipment											
1101	Art	0	0	0	0	2,900	3,274	(374)	3,500	0	-100.00%	(3,500)
1103	English	300	300	0	300	0	0	0	0	0	0.00%	0
1104	World Languages	0	0	0	0	0	0	0	0	0	0.00%	0
1105	Life Management	0	0	0	0	1,600	1,600	0	0	1,500	0.00%	1,500
1106	Technical Education	3,500	0	0	0	250	(838)	1,088	8,723	7,100	-18.61%	(1,623)
1108	Math	0	0	0	0	0	0	0	0	0	0.00%	0
1109	Music	4,100	3,210	2,167	1,043	8,660	8,652	8	9,160	8,470	-7.53%	(690)
1110	Phys Ed. (Health Texts)	0	0	0	0	0	0	0	0	4,339	0.00%	4,339
1112	Science	0	0	0	0	0	0	0	0	3,900	0.00%	3,900
1113	Social Studies	0	0	0	0	1,500	0	1,500	0	0	0.00%	0
1215	Special Education	2,600	2,600	2,457	143	550	530	20	0	1,000	0.00%	1,000
2120	Guidance	0	0	0	0	400	0	400	80	0	-100.00%	(80)
2134	Health	0	0	0	0	0	0	0	0	0	0.00%	0
2222	Library	0	0	0	0	250	0	250	0	0	0.00%	0
2410	Principal's Office	0	0	0	0	0	0	0	0	0	0.00%	0
2600	Plant Operations	29,000	0	9,087	(9,087)	23,051	18,857	4,194	16,205	49,000	202.38%	32,795
2600	Café	0	11,850	0	11,850	0	0	0	0	0	0.00%	0
2901	Athletics	0	0	0	0	0	0	0	0	0	0.00%	0
	TOTAL EQUIPMENT	39,500	17,960	13,711	4,249	39,161	32,074	7,087	37,668	75,309	99.93%	37,641
5798	Supervision District Equipment	0	0	0	0	0	0	0	0	0	0.00%	0
	TOTAL EQUIPMENT	39,500	17,960	13,711	4,249	39,161	32,074	7,087	37,668	75,309	99.93%	37,641



Regional School District 4
 Chester – Deep River – Essex – Region 4
 Requested Budget for School Year 2022-2023

BY OBJECT		2018-2019 Approved Budget	2019-2020 Approved Budget	2019-2020 Actual Expenses	2019-2020 Surplus (Deficit)	2020-2021 Approved Budget	2020-2021 Actual Expenses	2020-2021 Surplus (Deficit)	2021-2022 Approved Budget	2022-2023 Requested Budget	% Change over 21/22 Budget	\$ Change over 21/22 Budget
OBJECT 800 - OTHER OBJECTS:												
5810	Dues & Fees											
1101	Art	620	620	302	318	995	105	890	1,095	1,440	31.51%	345
1102	Business	0	0	0	0	375	0	375	375	0	-100.00%	(375)
1103	English	365	365	0	365	350	0	350	350	350	0.00%	0
1104	World Languages	890	500	119	381	320	193	127	390	775	98.72%	385
1105	Home Economics	0	0	0	0	0	0	0	0	145	0.00%	145
1106	Technical Education	375	375	310	65	375	0	375	375	375	0.00%	0
1108	Math	0	0	0	0	629	133	496	629	300	-52.31%	(329)
1109	Music	6,450	6,450	4,820	1,630	7,903	2,186	5,717	8,870	9,420	6.20%	550
	Reading					200			200	0	-100.00%	(200)
1112	Science	120	120	0	120	250	99	151	0	3,000	0.00%	3,000
1113	Social Studies	492	492	0	492	774	636	138	774	940	21.45%	166
1210	Gifted & Talented	1,000	1,000	1,000	0	7,269	2,063	5,206	7,269	7,428	2.19%	159
1215	Special Education	350	350	305	45	4,160	220	3,940	1,400	1,400	0.00%	0
2120	Guidance	740	740	710	30	1,388	775	613	1,658	1,429	-13.81%	(229)
2222	Library	16,844	5,100	12,053	(6,953)	20,401	12,443	7,958	18,149	16,094	-11.32%	(2,055)
2310	BOE / CABE	2,499	2,499	4,844	(2,345)	2,499	4,844	(2,345)	2,499	4,542	81.75%	2,043
2410	Principals Office	19,330	19,330	18,381	949	19,330	18,002	1,328	19,330	20,587	6.50%	1,257
2600	Plant Operations	450	450	2,220	(1,770)	2,350	1,030	1,320	450	1,650	266.67%	1,200
2901	Athletics	21,235	16,935	16,708	227	17,735	7,380	10,355	18,335	16,030	-12.57%	(2,305)
2908	Virtual High School	16,500	16,500	16,500	0	16,500	16,500	0	16,500	16,500	0.00%	0
2908	IB Program		12,100	11,073	1,027	12,998		12,998	12,998	12,998	0.00%	0
	Naviance					1,400			1,400	0	-100.00%	(1,400)
	TOTAL DUES & FEES	88,260	83,926	89,345	(5,419)	118,201	66,609	51,592	113,046	115,403	2.08%	2,357
5930	Transfers Out											
3100	Cafeteria Subsidy	100,000	100,000	320,000	(220,000)	0	0	0	0	0	0.00%	0
3200	Capital Reserve Fund	20,000	0	0	0	35,000	146,637	(111,637)	35,000	35,000	0.00%	0
3200	Capital Projects		131,000	205,726	(74,726)	65,000		65,000	185,650	0	-100.00%	(185,650)
3100	Contingency/Emergency		0	0	0	0	0	0	0	0	0.00%	0
	TOTAL TRANSFERS OUT	120,000	231,000	320,000	(89,000)	100,000	146,637	(46,637)	220,650	35,000	-84.14%	(185,650)
5898	Supervision District Other Objects	4,828	4,925	4,925	0	4,254	4,254	0	5,004	5,326	6.43%	322
	TOTAL OTHER OBJECTS	213,088	319,851	619,996	(300,145)	222,455	217,500	4,955	338,700	155,729	-54.02%	(182,971)
	GRAND TOTAL	18,369,306	19,104,450	18,702,977	401,473	19,624,541	18,698,046	926,495	20,437,872	20,926,257	2.39%	488,385
	Debt Service *	1,683,375	1,468,225	1,608,225	(140,000)	1,539,200	1,539,200	0	1,500,250	826,150	-44.93%	(674,100)
	Total Expenditures	20,052,681	20,572,675	20,311,202	261,473	21,163,741	20,237,246	926,495	21,938,122	21,752,407	-0.85%	(185,715)
	Revenues	274,874	247,487	289,560	(42,073)	249,487	289,560	(40,073)	285,681	493,499	72.74%	207,818
	Net Billings to Town	19,777,807	20,325,188	20,021,642	303,546	20,914,254	19,947,686	966,568	21,652,441	21,258,908	-1.82%	(393,533)

Gross Change Over 2021/22 Budget } **(185,715)**
 -0.85%

* Debt service principal + interest costs included in this total



JWMS STAFFING ANALYSIS

		19-20	20-21	21-22	22-23	Adjustments
		Approved	Approved	Approved	Requested	
REGION 4 FUNDED						
<u>Position Description</u>						
5111	Administration					
	Principal	1.0	1.0	1.0	1.0	0.0
	Dean of Students (0.6 FTE)	0.8	0.8	0.6	0.6	0.0
	Total Administration	1.8	1.8	1.6	1.6	0.0
5113	Teachers					
	Art	1.0	1.0	1.0	1.0	0.0
	English/Language Arts	3.0	2.0	2.0	2.0	0.0
	Foreign Languages	1.8	1.8	1.8	1.8	0.0
	Life Management	0.8	0.8	0.8	0.8	0.0
	Technical Education	0.8	0.8	0.8	0.8	0.0
	Mathematics	3.0	3.0	3.0	3.0	0.0
	Music	1.0	1.0	1.0	1.0	0.0
	Physical Education	2.0	1.0	1.0	1.0	0.0
	Science	3.0	2.0	2.0	2.0	0.0
	Social Studies	3.0	2.0	2.0	2.0	0.0
	Computer Education	1.0	1.0	1.0	1.0	0.0
	Gifted & Talented	0.5	0.5	0.5	0.5	0.0
	Reading	0.3	0.5	0.5	0.5	0.0
	Special Education	5.0	4.0	4.0	4.0	0.0
	Social Worker	0.4	0.4	0.4	0.4	0.0
	Psychologist	1.0	1.0	1.0	1.0	0.0
	Speech Pathologist	0.4	0.3	0.3	0.3	0.0
	Guidance	2.0	2.0	2.0	2.0	0.0
	Dean of Students (0.4 FTE)	0.0	0.0	0.4	0.4	0.0
	Library Media Specialist	1.0	1.0	1.0	1.0	0.0
	Total Teachers	31.0	26.1	26.5	26.5	0.0
5114	Secretaries	2.0	2.0	2.0	2.0	0.0



JWMS STAFFING ANALYSIS

	19-20 Approved	20-21 Approved	21-22 Approved	22-23 Requested	Adjustments
5115 Custodians/Maintenance	4.9	4.9	5.0	5.0	0.0
5116 Nurse	1.0	1.0	1.0	1.0	0.0
5119 Para-educators / Teacher Assistant Special Education	8.0	10.0	10.0	10.0	0.0
Total Para-educators/Teacher Asst	8.0	10.0	10.0	10.0	0.0
TOTAL LOCAL FUNDED	48.7	45.8	46.1	46.1	0.0

GRANT FUNDED

Position Description

5119 Para-educators / Teacher Assistant Special Education	1.0	1.0	1.0	1.0	0.0
Tutorial - Remedial Math & Reading	1.5	1.5	1.5	1.5	0.0
TOTAL GRANT FUNDED	2.5	2.5	2.5	2.5	0.0

SUPERVISION FUNDED

Position Description

5113 Teachers					
Occupational Therapist	0.2	0.2	0.2	0.2	0.0
Behavior Analyst (BCBA)	0.2	0.2	0.2	0.2	0.0
Psychologist	0.0	0.0	0.0	0.0	0.0
5120 Network Technician	1.0	1.0	1.0	1.0	0.0
TOTAL SUPERVISION FUNDED	1.4	1.4	1.4	1.4	0.0

* Note allocations of Supervision District positions corrected from prior year versions of this document



Regional School District 4
 Chester – Deep River – Essex
 Requested Budget for School Year 2022-2023

VRHS STAFFING ANALYSIS

		19-20 Approved	20-21 Approved	21-22 Approved	22-23 Requested	Adjustments
REGION 4 FUNDED						
<u>Position Description</u>						
5111	Administration					
	Principal	1.00	1.00	1.00	1.00	0.00
	Assistant Principal	1.00	1.00	1.00	1.00	0.00
	Athletic Director	0.00	0.00	0.00	1.00	1.00
	Total Administration	2.00	2.00	2.00	3.00	1.00
5113	Teachers					
	Art	2.00	2.00	2.00	2.00	0.00
	Business	2.00	2.00	2.00	2.00	0.00
	English/Language Arts	6.75	6.75	6.75	6.75	0.00
	Foreign Languages	4.00	4.00	4.00	4.00	0.00
	Life Management	1.00	1.00	1.00	1.00	0.00
	Technical Education	3.00	3.20	3.20	3.20	0.00
	Mathematics	6.00	6.00	6.00	6.00	0.00
	Music	1.50	1.50	1.50	1.50	0.00
	Physical Education/Health	3.00	3.00	3.00	3.00	0.00
	Science	6.00	6.00	6.00	6.00	0.00
	Social Studies	6.00	6.00	6.00	6.00	0.00
	Gifted & Talented	0.50	0.50	0.50	0.50	0.00
	Special Education	7.00	8.00	8.00	8.00	0.00
	Social Worker	2.60	2.60	2.60	2.60	0.00
	Speech Pathologist	0.60	0.50	0.50	0.50	0.00
	Guidance	3.00	3.00	3.00	3.00	0.00
	Library Media Specialist	1.00	1.00	1.00	1.00	0.00
	Total Teachers	55.95	57.05	57.05	57.05	0.00
5114	Secretaries	4.60	4.60	4.60	4.80	0.20
	<i>(1 12-Month, 4 10-Month, 1 PT, 1 2-Month)</i>					
5115	Custodians/Maintenance	5.60	5.60	5.00	5.00	0.00



Regional School District 4
 Chester – Deep River – Essex
 Requested Budget for School Year 2022-2023

5116	Nurse	1.00	1.00	1.00	1.00	0.00
5119	Para-educators / Teacher Assistant					
	Special Education	14.00	14.00	14.00	14.00	0.00
	Security	2.00	2.00	2.00	2.00	0.00
	In School Suspension ISS	1.00	1.00	1.00	1.00	0.00
	Library	1.00	1.00	1.00	1.00	0.00
	Total Para-educators/Teacher Asst	18.00	18.00	18.00	18.00	0.00
	TOTAL LOCAL FUNDED	87.15	88.25	87.65	88.85	1.20

GRANT FUNDED

Position Description

5113	Special Education Teacher	0.00	0.00	0.00	0.00	0.00
5119	Para-educators / Teacher Assistant					
	Special Education	1.00	1.00	1.00	1.00	0.00
	Tutorial - Remedial Reading	0.00	0.00	0.00	0.00	0.00
	TOTAL GRANT FUNDED	1.00	1.00	1.00	1.00	0.00

SUPERVISION FUNDED *

Position Description

5113	Teachers					
	Occupational Therapist	0.20	0.20	0.20	0.20	0.00
	Behavior Analyst (BCBA)	0.20	0.20	0.20	0.20	0.00
	Psychologist	0.60	0.60	0.60	0.60	0.00
5120	Network Technicians	1.00	1.00	1.00	1.00	0.00
	TOTAL SUPERVISION FUNDED	2.00	2.00	2.00	2.00	0.00

* Note allocations of Supervision District positions corrected from prior year versions of this document

Regional School District #4
 Chester - Deep River - Essex - Region 4
 Requested Budget for School Year 2022-2023
 RECAP

EXPENSES:		Approved Budget	Requested Budget	\$\$\$	%%%
Object Category	Object Description	2021-2022	2022-2023	Change	Change
100	Salaries	\$10,959,635	\$11,259,362	\$299,727	2.73%
200	Employee Benefits	\$4,128,628	\$4,125,112	-\$3,516	-0.09%
300	Purchased Services	\$542,483	\$580,241	\$37,758	6.96%
400	Purchased Property Services	\$1,098,382	\$1,110,663	\$12,281	1.12%
500	Other Purchased Services	\$2,649,932	\$2,873,375	\$223,443	8.43%
600	Supplies	\$682,445	\$746,466	\$64,021	9.38%
700	Property	\$37,668	\$75,309	\$37,641	99.93%
800	Other Objects	\$118,050	\$120,729	\$2,679	2.27%
TOTAL		\$20,217,222	\$20,891,257	\$674,035	3.33%

TRANSFERS/CAPITAL					
930	Cafeteria Subsidy	0	0	\$0	0%
930	Capital Projects	185,650	0	-\$185,650	-100%
930	Capital Fund - Future Projects	35,000	35,000	\$0	0%
930	Emergency/Contingency	0	0	\$0	0%
TOTAL TRANSFERS/CAPITAL		220,650	35,000	-\$185,650	-84.1%

REVENUE:					
Total Anticipated Revenue		285,681	493,499	\$207,818	72.74%

NET EXPENSES (Expenses less Revenue)	\$20,152,191	\$20,432,758	\$280,567	1.39%
--------------------------------------	--------------	--------------	-----------	-------

DEBT SERVICE:					
910	Debt Reduction (interest/principal)	1,500,250	826,150	-\$674,100	-44.93%
TOTAL DEBT SERVICE		1,500,250	826,150	-\$674,100	-44.93%

TOTAL EXPENDITURES (EXPENDITURES PLUS CAPITAL AND DEBT SERVICE)	\$21,938,122	\$21,752,407	-\$185,715	-0.85%
--	--------------	--------------	------------	--------

TOTAL NET BILLINGS TO TOWNS (EXPENSES LESS REVENUE PLUS DEBT SERVICE)	\$21,652,441	\$21,258,908	-\$393,533	-1.82%
--	--------------	--------------	------------	--------

TOTAL FUNDING REQUIRED OF TOWNS:

TOWN'S SHARE OF ADM*	2021-2022	2022-2023	Change	Change
CHESTER	5,127,542	4,953,532	-\$174,010	-3.39%
DEEP RIVER	7,564,393	7,456,098	-\$108,296	-1.43%
ESSEX	8,960,506	8,849,278	-\$111,228	-1.24%
TOTAL	21,652,441	21,258,908	-\$393,533	-1.82%

Regional School District 4
 Chester - Deep River - Essex - Region 4
 Proposed Budget for 2022 - 2023

Budget Allocation 2022 - 2023

Obj. #	Proposed Budget	Description	CHESTER 23.30%	DEEP RIVER 35.07%	ESSEX 41.63%	TOTAL 100%
100 - SALARIES:						
5111	684,613	Administration	159,521	240,113	284,978	684,613
5112	80,503	Department Coordinators Salary	18,758	28,235	33,510	80,503
5113	6,296,332	Teacher Salary	1,467,106	2,208,301	2,620,924	6,296,332
5114	383,649	Secretary Salary	89,394	134,557	159,699	383,649
5115	580,371	Custodian Salary	135,232	203,552	241,586	580,371
5116	109,206	Nurse Salary	25,446	38,302	45,458	109,206
5118	32,676	Food Service Administrator Salary	7,614	11,460	13,602	32,676
5118	13,039	Food Service Bookkeeper Salary	3,038	4,573	5,428	13,039
5118	147,619	Food Service Salary	34,397	51,774	61,448	147,619
5119	797,957	Para-Educator Salary	185,932	279,866	332,159	797,957
5120	0	Network Technician Salary	0	0	0	0
5121	0	Expert / Master Teacher Salary	0	0	0	0
5123	144,000	Substitute Teacher	33,553	50,505	59,942	144,000
5124	7,500	Substitute Secty / Para-ed / Custodian	1,748	2,630	3,122	7,500
5130	0	Athletic Trainer Salary	0	0	0	0
5133	414,289	Coach / Mentor / Extra-Curricular	96,533	145,303	172,453	414,289
5134	1,000	Secretary OT / BOE Clerk Salary	233	351	416	1,000
5135	15,000	Custodian Overtime	3,495	5,261	6,244	15,000
5141	2,500	Sick Time Payouts	583	877	1,041	2,500
5138	2,000	Cafeteria Overtime	466	701	833	2,000
5195	309,947	Bldg Rental Reimb.	72,221	108,707	129,019	309,947
5198	1,237,161	Supervision District Salary	288,271	433,907	514,983	1,237,161
100	11,259,362	TOTAL SALARIES	2,623,541	3,948,975	4,686,846	11,259,362

Regional School District 4
 Chester - Deep River - Essex - Region 4
 Proposed Budget for 2022 - 2023

Budget Allocation 2022 - 2023

Obj. #	Proposed Budget	Description	CHESTER 23.30%	DEEP RIVER 35.07%	ESSEX 41.63%	TOTAL 100%
<u>200 - EMPLOYEE BENEFITS:</u>						
5210	2,860,860	Health Insurance	666,608	1,003,384	1,190,868	2,860,860
5212	0	Appropriation: Health Insurance Reserve	0	0	0	0
5214	11,990	Life Insurance	2,794	4,205	4,991	11,990
5222	238,705	MERF	55,621	83,721	99,364	238,705
5223	309,726	FICA/Medicare	72,169	108,630	128,927	309,726
5250	45,000	Unemployment Compensation	10,485	15,783	18,732	45,000
5260	78,200	Worker's Compensation	18,221	27,427	32,552	78,200
5291	31,516	Annuities	7,344	11,054	13,119	31,516
5298	549,115	Supervision District Fringe Benefits	127,949	192,590	228,576	549,115
200	4,125,112	TOTAL EMPLOYEE BENEFITS	961,191	1,446,793	1,717,128	4,125,112
<u>300 - PURCHASED & TECHNICAL SERVICES:</u>						
5321	4,900	Purchased Services	1,142	1,719	2,040	4,900
5322	55,174	Professional Development Programs	12,856	19,351	22,967	55,174
5330	194,712	Other Professional Services	45,370	68,291	81,051	194,712
5340	147,140	Technical Services	34,285	51,606	61,249	147,140
5398	178,315	Supervision District Purchased Svcs	41,549	62,540	74,226	178,315
300	580,241	TOTAL PURCHASED SERVICES	135,202	203,507	241,533	580,241
<u>400 - PURCHASED PROPERTY SERVICES:</u>						
5412	339,000	Electricity	78,990	118,897	141,113	339,000
5422	28,000	Snow Plowing	6,524	9,820	11,655	28,000
5430	452,285	Repairs & Maintenance	105,387	158,629	188,269	452,285
5440	277,297	Rentals	64,613	97,256	115,428	277,297
5498	14,081	Supervision District Purchased Prop Svcs	3,281	4,939	5,861	14,081
400	1,110,663	TOTAL PURCHASED PROPERTY SERVICES	258,795	389,541	462,327	1,110,663

Regional School District 4
Chester - Deep River - Essex - Region 4
Proposed Budget for 2022 - 2023

Budget Allocation 2022 - 2023

Obj. #	Proposed Budget	Description	CHESTER 23.30%	DEEP RIVER 35.07%	ESSEX 41.63%	TOTAL 100%
500 - OTHER PURCHASED SERVICES:						
5510	55,218	Transportation Voc Ed	12,866	19,367	22,985	55,218
5511	496,864	Out-of-District Transportation	115,774	174,264	206,826	496,864
5515	12,200	Field Trips	2,843	4,279	5,078	12,200
5516	90,865	Athletic Transportation	21,172	31,869	37,824	90,865
5517	33,380	Late Bus	7,778	11,707	13,895	33,380
5520	112,000	Comprehensive Insurance	26,097	39,282	46,621	112,000
5530	12,500	Communications	2,913	4,384	5,203	12,500
5540	2,500	Advertising	583	877	1,041	2,500
5560	45,424	Magnet & VoAg Tuition	10,584	15,931	18,908	45,424
5561	1,553,476	Out-of-District Tuition	361,975	544,848	646,653	1,553,476
5580	25,280	Travel & Conference	5,890	8,866	10,523	25,280
5598	433,668	Supervision District Other Purch Service	101,049	152,100	180,520	433,668
500	2,873,375	TOTAL OTHER PURCHASED SERVICES	669,524	1,007,774	1,196,077	2,873,375
600 - SUPPLIES:						
5610	81,020	General Supplies	18,878	28,416	33,726	81,020
5611	291,014	Instructional Supplies	67,809	102,067	121,138	291,014
5613	54,500	Maintenance Supplies	12,699	19,115	22,686	54,500
5623	750	Bottled Gas	175	263	312	750
5624	192,404	Heating Fuel	44,832	67,482	80,091	192,404
5626	1,340	Gasoline	312	470	558	1,340
5641	60,745	Textbooks & Workbooks	14,154	21,305	25,286	60,745
5642	17,689	Library & Professional Books	4,122	6,204	7,363	17,689
5698	47,004	Supervision District Supplies	10,952	16,486	19,566	47,004
600	746,466	TOTAL SUPPLIES	173,934	261,806	310,725	746,466

Regional School District 4
 Chester - Deep River - Essex - Region 4
 Proposed Budget for 2022 - 2023

Budget Allocation 2022 - 2023

Obj. #	Proposed Budget	Description	CHESTER 23.30%	DEEP RIVER 35.07%	ESSEX 41.63%	TOTAL 100%
700 - PROPERTY:						
5730	75,309	Equipment	17,548	26,413	31,348	75,309
5798	-	Supervision District Equipment	0	0	0	0
700	75,309	TOTAL EQUIPMENT	17,548	26,413	31,348	75,309
800 - OTHER OBJECTS:						
5810	115,403	Dues & Fees	26,890	40,475	48,038	115,403
5898	5,326	Supervision District Other Objects	1,241	1,868	2,217	5,326
800	120,729	TOTAL OTHER OBJECTS	28,131	42,343	50,255	120,729
900 - CAPITAL						
5930	35,000	Capital Reserve Account	8,155	12,275	14,569	35,000
	-	Capital Projects	0	0	0	0
900	35,000	TOTAL CAPITAL	8,155	12,275	14,569	35,000
	20,926,257	TOTAL	4,876,021	7,339,427	8,710,808	20,926,257
	20,926,257	GRAND TOTAL	4,876,021	7,339,427	8,710,808	20,926,257
	826,150	Debt Service	192,501	289,754	343,895	826,150
	21,752,407	Total Expenditures	5,068,522	7,629,182	9,054,703	21,752,407
	493,499	Revenues	114,990	173,084	205,425	493,499
	21,258,908	Net Billings to Town	4,953,532	7,456,098	8,849,278	21,258,908

Regional School District No. 4



Budget Workshop #1
Wednesday, January 26, 2022

Budgetary Landscape 2022-2023

- Negotiations
- COVID-19 / Pandemic
 - Historical Budgetary Impact (19-20, 20-21, 21-22)
 - Ongoing Needs
 - Recovery
 - Grants
- Inflationary Concerns

Proposed Regional School District 4 2022-2023 Budget

\$21,752,407

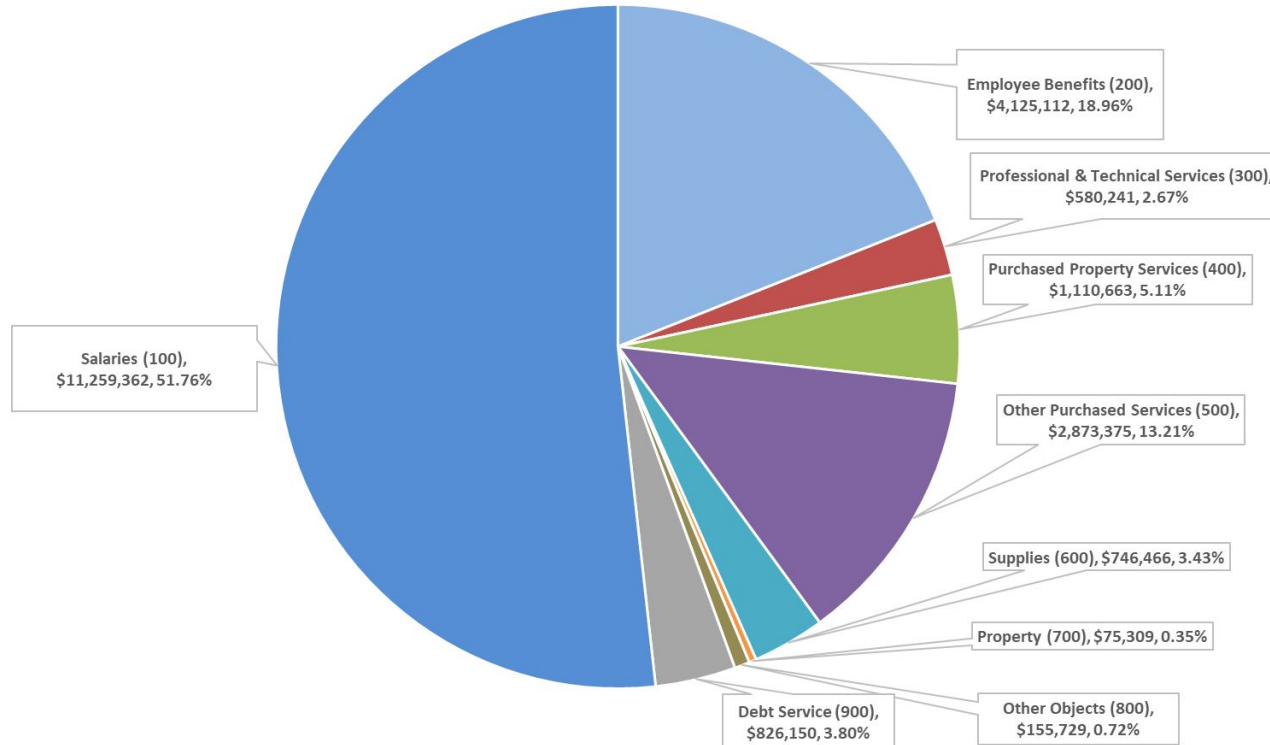
(0.85%)

(\$185,715)

Proposed Regional School District 4 2022-2023 Budget

2022-2023 Analysis of Requested Budget by Object

Total Gross Budget Request: \$21,752,407



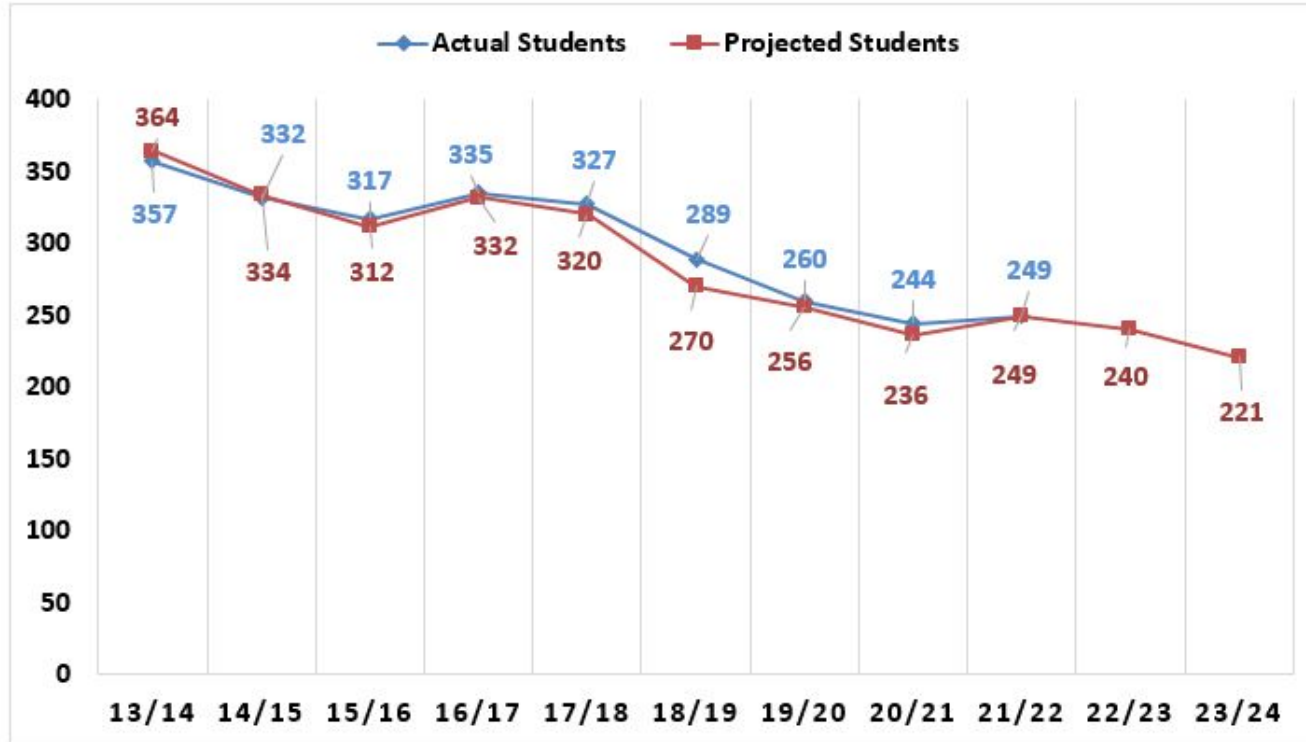
Region 4 Enrollment Trends and Projections 7-8

John Winthrop Middle School

Enrollment and Projections (Grades 7-8)

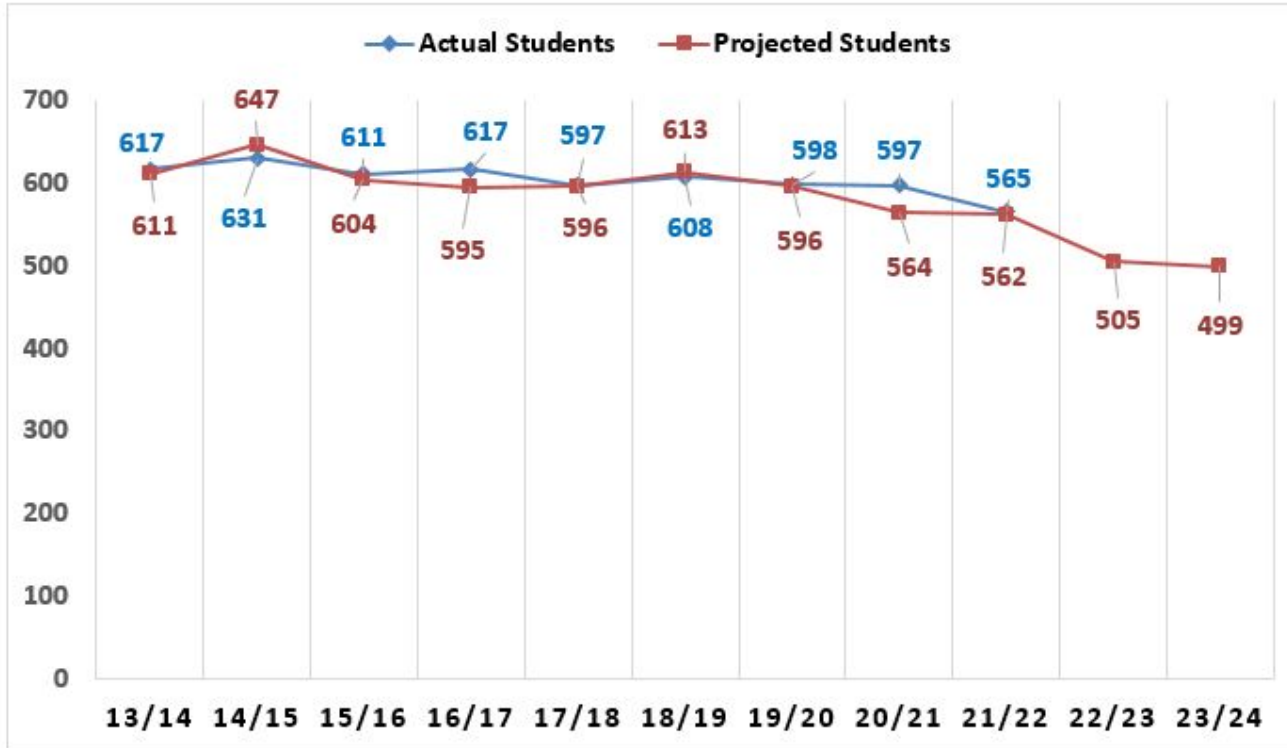
2013/14 through 2023/24

(enrollment based upon SDE October 1 census PSIS report)



Region 4 Enrollment Trends and Projections 9-12

Valley Regional High School
Enrollment and Projections (Grades 9-12)
2013/14 through 2023/24
(enrollment based upon SDE October 1 census PSIS report)



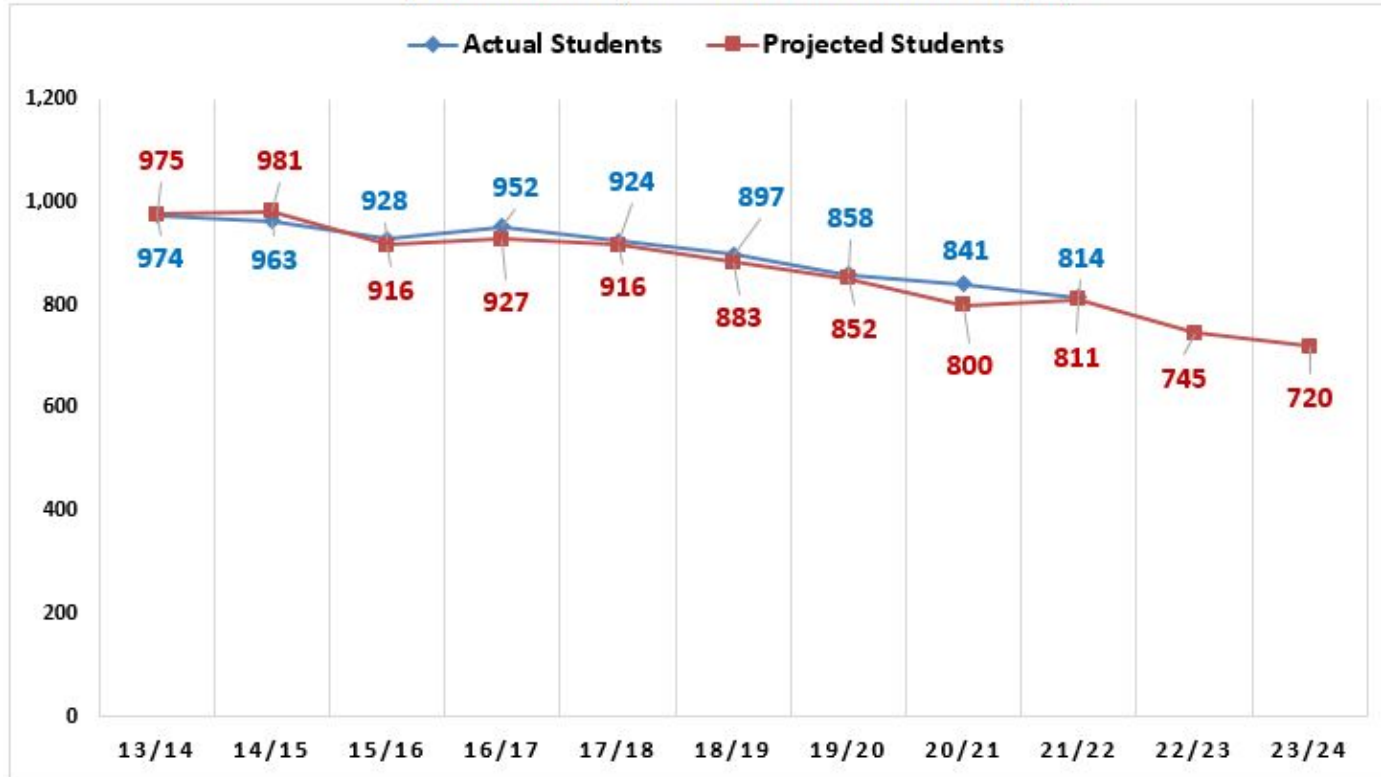
Region 4 Enrollment Trends and Projections 7-12

Regional School District 4

Enrollment and Projections (Grades 7-12)

2013/14 through 2023/24

(enrollment based upon SDE October 1 census PSIS report)



Region 4 Staffing Requests 2022-2023

Certified Staff

- Athletic Director Position
Additional 1.0 FTE
Administrator Bargaining Unit (092 Certified)
Serves Athletics 7-12
- Enrollment-Driven Reduction of Two Certified Positions
Reduction of 2.0 FTE
Sections Impacted TBD
- John Winthrop Dean of Students Position
No change in FTE vs prior year, begin to see financial savings

Region 4 Staffing Requests 2022-2023

Non-Certified Staff

- Nothing to note

Summary of Major Budget Drivers & Cost Savings

Budget Drivers

- Ongoing Contract Negotiations
- Addition of Athletic Director Position
 - *Will result in cost savings with reduced athletics stipends*
- Increased Special Education Out of District Services & Tuition
- Equipment Needs
- New Spending Initiatives (Supervision District)
 - Professional Consulting Services / Operational Initiatives

Summary of Major Budget Drivers & Cost Savings

Cost Savings

- Certified Staff Reductions
 - *Will also cause a budget increase with additional unemployment compensation benefits*
- Health Insurance Appropriation
- Reduction of Capital Requests
- Reduction of Debt Service Costs (Principal & Interest)

Major
Budget
Drivers &
Increases

Ongoing Contract Negotiations

- Several contracts are currently being renegotiated
 - Certified Staff
 - Para-Educators Staff
 - Region 4 Secretaries & Nurses
 - Et Al Non Certified (Network Technicians *)
 - Cafeteria
- Unaffiliated personnel are eligible for annual wage increases
- Using average statewide settlement figures and total salaries subject to increases, estimating a potential impact of **\$309,947** (Salary) in additional expenditures for Region 4

Athletic Director

Significant Need Identified Through Athletics Committee Work

- Administrator Bargaining Unit (092 Certified)
- Serves Athletics 7-12
- Based on queries of Districts with an Athletic Director fitting this description, and overseeing a program comparable to Region 4, we propose posting for this position with a starting salary of \$120,000
 - Cost savings of **(\$23,205)** by eliminating AD/AC stipends
 - Net impact on Salaries = **\$96,795** additional expenditures

Special Education Out of District Services & Tuition

- Estimating a potential impact after excess cost reimbursement of approximately \$110,000 in additional expenditures (OOD)

Equipment Needs

Identified several equipment needs at Valley Regional

Purchases are not large enough to fund through the Capital Reserve fund or Bonding; proposing these be included in operating budget

- Chiller \$15,000
- Irrigation Controller \$15,000
- Music Equipment \$8,470
- Tech Ed Equipment \$6,600
- PE Equipment \$4,339
- Science Equipment \$3,900



\$53,309

Operational Initiatives

Supervision District

Three new initiatives Central Office would like to include as new 2022-2023 budgetary requests, budgeted in Supervision District

Description of Need	Cost to Supervision District	Region 4 Allocation
Building Security Assessment (Object 300)	15,000	8,031
Asset Management Audit & Tagging (Object 300)	12,500	6,693
IT Audit (Object 300)	17,500	9,370
Total Cost	45,000	24,094

Major
Cost
Savings &
Efficiencies

Certified Staff Reductions

- Currently evaluating course offerings and enrollment figures
- Opportunity to reduce up to 2 full-time certified staff positions based on current enrollment projections

2.0 FTE Reduction

- Estimating a potential salaries savings of approximately **(\$150,000)**
 - Budgetary increase of \$15,000 to cover additional unemployment compensation benefits
 - Net impact on Budget = **(\$135,000)** incremental savings

Health Insurance

- In continuous discussions with our Health Insurance Consultant
- Based on claims experience, prior year budgeting, and current projections, he identified an opportunity to eliminate our Appropriation to the Health Insurance Reserve next year and keep our overall contribution flat
 - Savings of **(\$91,429)** (Appropriation - Employee Benefits)
- We will continue to evaluate our claims experiences, market trends, and other unknowns, throughout the budget development cycle, to determine if circumstances necessitate further changes

Reduction in Capital Requests

Region 4 budgeted \$220,650 for 2021-2022 Capital Projects

Need	Status	Budget 2021-2022	Final Cost Estimate	Savings
Chiller Replacement	Complete	30,000	17,295	12,705
Chimney Repair	In Process	50,000	50,000	-
Building Management System Upgrade (HVAC)	In Process	50,000	39,850	10,150
Curbing & Sidewalk Replacement	Open	55,650	55,650	-
Appropriation to Capital Reserve Fund	Pending	35,000	35,000	-
TOTAL		220,650	197,795	22,855

- 2020-21 Ending Capital Fund Reserve balance was a deficit of (\$18,325)
- With current year project savings + appropriation, estimating a 2021-22 Ending Capital Fund Reserve balance of **\$39,530**

Reduction in Capital Requests

Region 4 will be participating in a Building Study this spring and summer to help us in identifying our long-term capital needs

- Financing for Long-Term needs is still to be determined, but Bonding is an option to the District (discussed in next slides)

For all of these reasons, we **have not** included any Capital requests in the 2022-2023 Proposed Budget for Workshop #1


- Still including an appropriation to the Capital Fund Reserve of **\$35,000** consistent with appropriation made for 2021-2022, to help maintain the health of the fund and cover unanticipated needs

Savings of **(\$185,650)** (Capital Funding)

Reduction in Debt Service Costs

Region 4 is beginning to see a financial savings in our budgets related to debt service costs on outstanding Bonds

- \$14,277,000 in initial Bond Issuance
- 2 of 3 bonds have final payment in 2021-2022 (this year)
- 1 of 3 bonds has final payment in 2023-2024 (2 years from now)
- Debt Payments for the current and next 2 years will be:

2021-2022	\$1,488,000	
 2022-2023	\$793,800	<u>(\$694,200)</u> Savings
2023-2024	\$764,400	<u>(\$29,400)</u> Savings

Reduction in Debt Service Costs

Region 4 has an opportunity over the next two years to thoughtfully plan for its next major capital projects, improvements, and needs, and finance these with new Bond Issuances

Could maintain lower level of Debt Service costs (\$800,000) while Bonding for amounts greater than \$10,000,000 *

* Assuming a 20 year term with interest rates of 3% to 4%

Planning resources would include the Building Study

Recommendations, Fields and Grounds (Athletics) Studies &

Recommendations, and Community Involvement

Region 4 Budget Timeline and Next Steps

- **January 26, 2022 (Today)** - Budget Workshop #1
- **January 31, 2022** - Supervision District Public Budget Meeting
- **February 7, 2022** - Budget Workshop #2
- **March 2, 2022** - Budget Workshop #3
- **March 3, 2022** - Region 4 BOE Meeting - Vote to Approve 2022-2023 Region 4 Budget for Public Hearing
- **April 4, 2022** - Region 4 Public Hearing
- **May 2, 2022** - Region 4 Annual Meeting (move budget to referendum)
- **May 3, 2022** - Region 4 Referendum
- **May 5, 2022** - Region 4 BOE Meeting